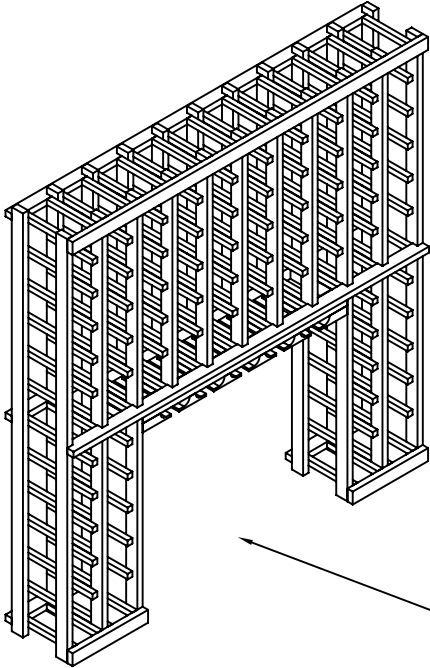


Glassrack, Archway, Tabletop

Glass Rack

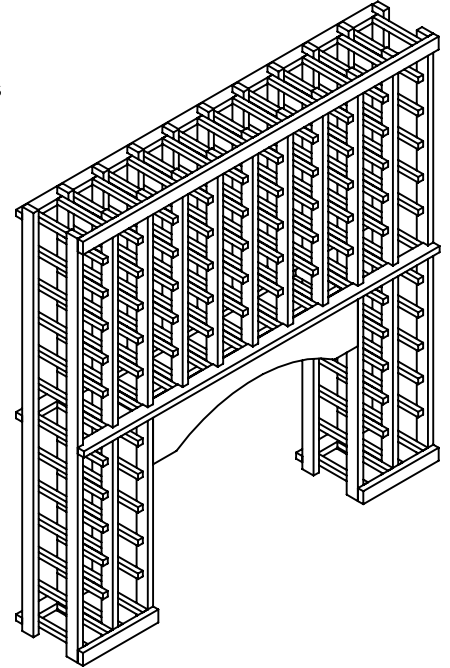
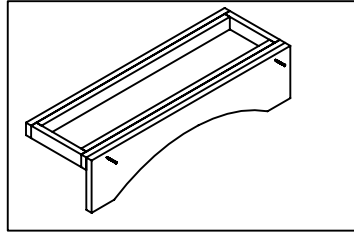
includes: 4 1 1/4"#6 screws



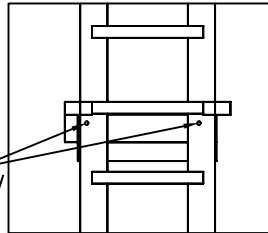
Archway

includes: 6 1 1/4"#6 screws

Screw through front of archway into beam support with two 1 1/4"#6 screws.



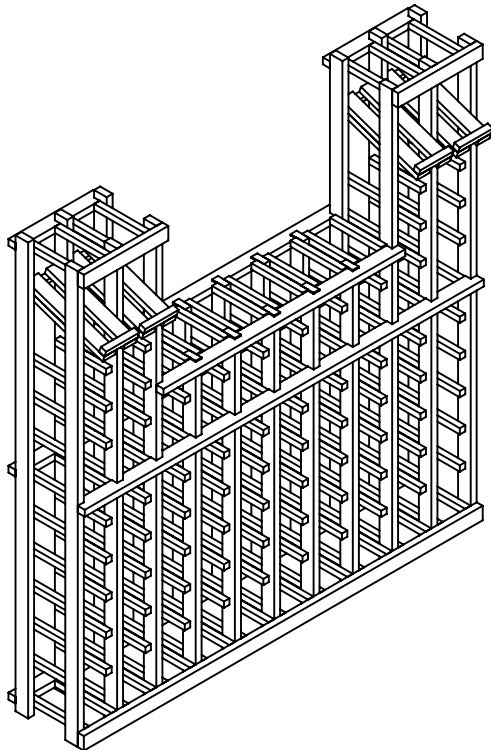
1 1/4"#6 screw



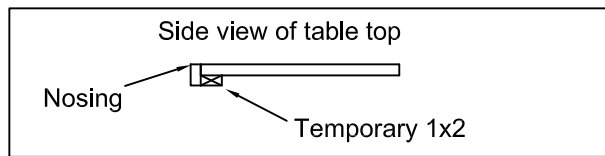
Screw through posts of racks into glassrack/ beam support with four 1 1/4"#6 screws

Table Top

includes: 2 1 1/4"#6 screws



Remove temporary 1x2 behind table top nosing



Screw up through spacer bar into table top with two 1 1/4"#6 screws

