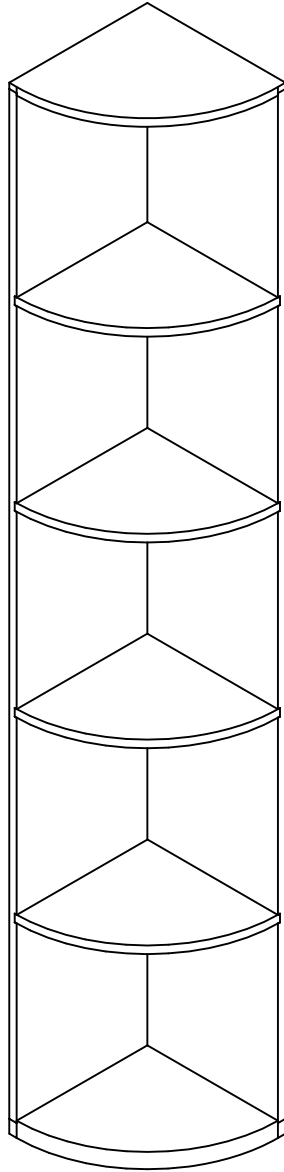


# Commercial Display Racking

Quarter Round Shelf

Rev. 1/15/10



Thank you for your purchase from Wine Cellar Innovations. In the manufacturing and packaging of your products numerous people have reviewed your order for accuracy and attention to detail. We believe this focus is what has made us the worldwide leader in wine storage products.

When assembling the products, please refer to the instructions provided and follow them closely. Always pre-drill pieces any time a screw will be used as a fastener. Redwood is a soft and beautiful wood species, but will split like all other wood types if placed under unusual stresses. The cellar has been engineered with the weight of the bottles factored into the layout, and will be capable of sustaining loads far greater than this when assembled correctly.

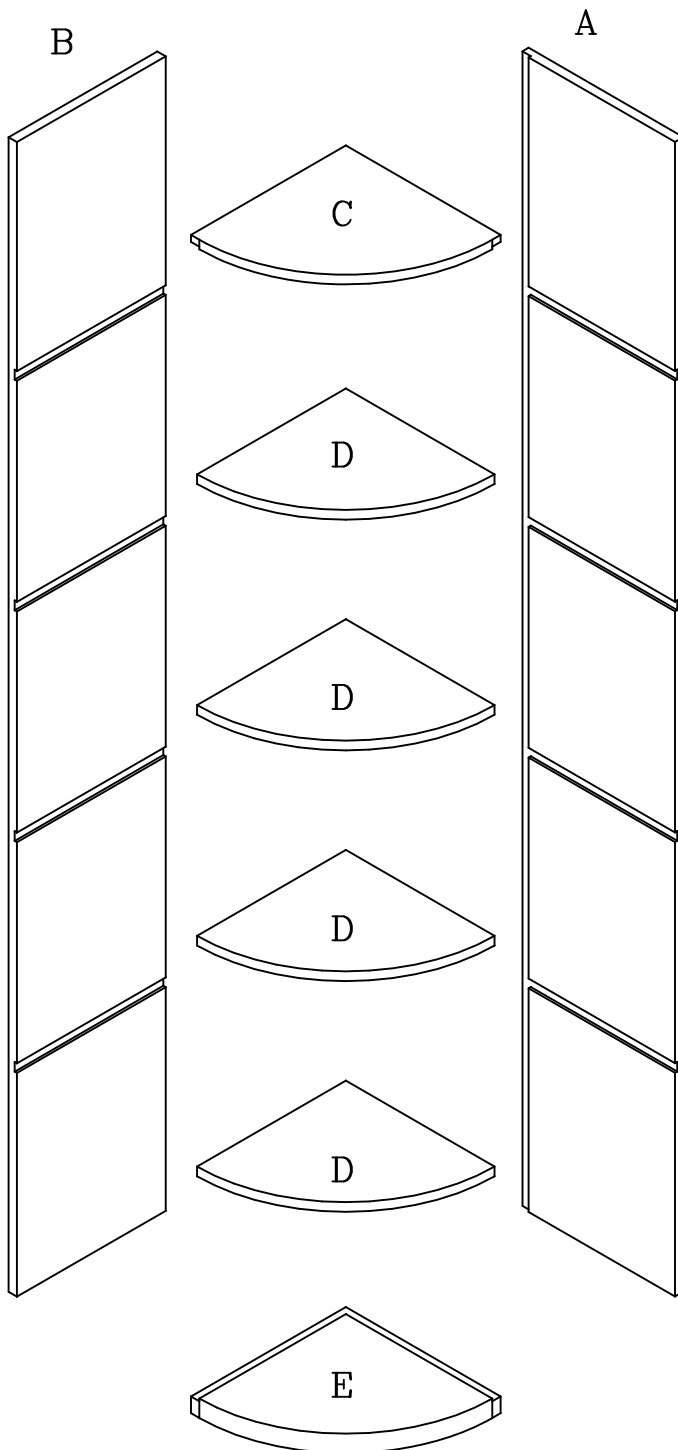
If you happen to break a piece during installation we will replace it for free. In such a situation, feel free to contact us Monday through Friday between 8am and 5pm Eastern time.

**Wine Cellar Innovations**  
4575 Eastern Avenue  
Cincinnati, Ohio 45226

Phone: (800) 229-9813  
Fax: (513) 979-5280  
[www.winecellarinnovations.com](http://www.winecellarinnovations.com)

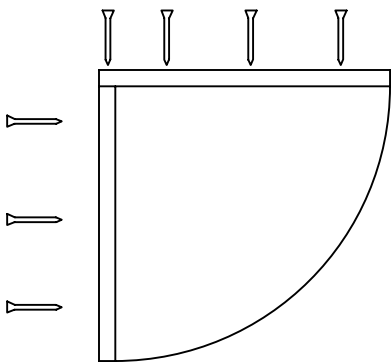
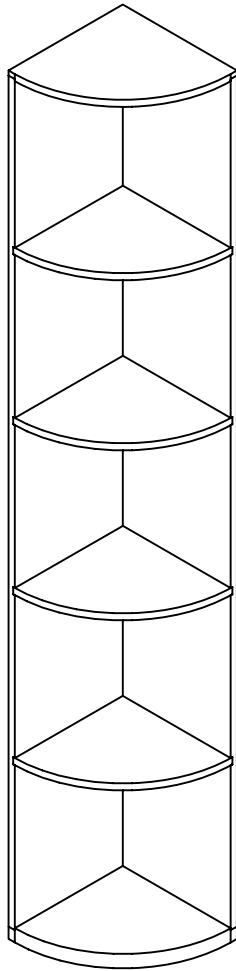
# Quarter Round Shelf Cabinet

Rev. 1/15/10



#	Qty.	Item
A	1	Side:1
B	1	Side:2
C	1	Top shelf
D	4	Middle Shelves
E	1	Bottom Shelf
*	42	1 5/8" #6 screws
*	1	Screwdriver Bit

# Assembly Instructions



Screw two sides together at the overlap. Insert shelves into the grooves and screw 3 screws through each side into the shelves. Attach top and bottom to sides.