


Back for CDR diamond bins

Hardware
 75 1 5/8" #6 screws
 1 Screw driver bit

Top section

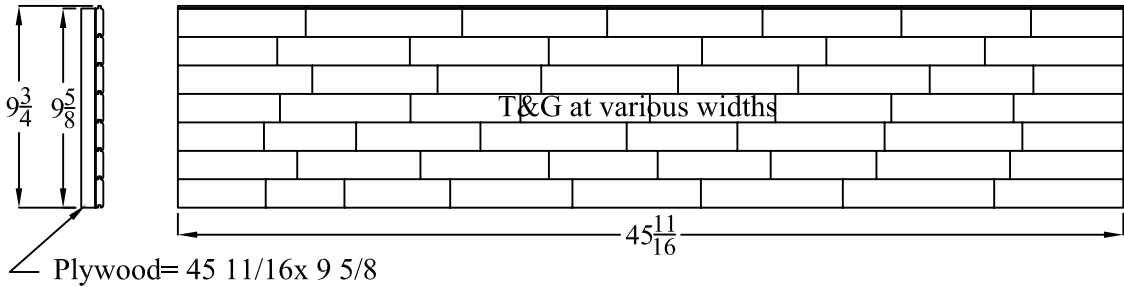
Qty.1

Note:top row of tongue and groove will need to be trimmed to 1 1/8"




Bottom/ middle sections

Qty.8



Assembly procedure



- Attach 1 bottom section to bottom back of diamond bins with 1 5/8" #6 screws. We recommend you pre drill plywood with a 1/16" drill bit.
- Lock next T&G section into place, screw through plywood into sides of diamond bin. Repeat for remaining sections.

