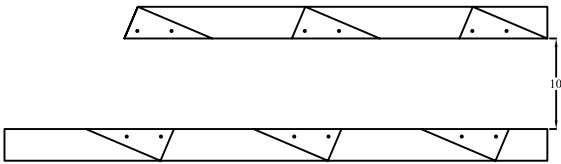


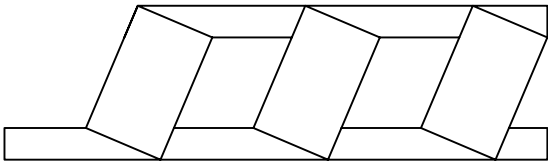
- Parts list
- 1 Right Back Leg
 - 1 Right Front Leg
 - 1 Left Back Leg
 - 1 Left Front Leg
 - 1 Header
 - 3 Pine Bins
 - 28 1 1/4" #8 screws

ASSEMBLY

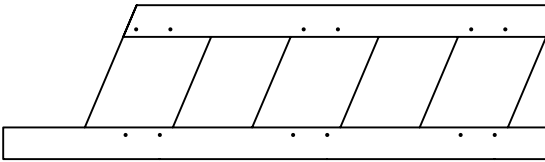
Rev. 8/14/07



LAY "RIGHT FRONT LEG" AND "RIGHT BACK LEG" ON GROUND APPROX. 10" APART WITH REFERENCE LINES FACING UP.



PLACE THREE BINS ON LEGS INSIDE REFERENCE LINES.



LAY "BACK LEFT LEG" ON TOP OF BINS, MAKE SURE REFERENCE LINES ARE LINED UP WITH END OF BINS AND SCREW INTO PLACE WITH 1 1/4" #8 SCREWS THRU PREDRILLED HOLES IN LEGS

REPEAT WITH FRONT LEG

TURN ASSEMBLY OVER AND REPEAT FOR OTHER FRONT AND BACK LEGS

STAND ASSEMBLY UP AND ATTACH HEADER PANEL TO BACK LEGS WITH SCREWS THRU PREDRILLED HOLES

